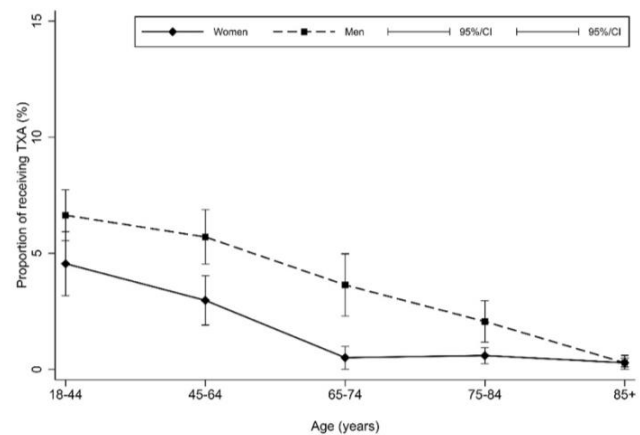
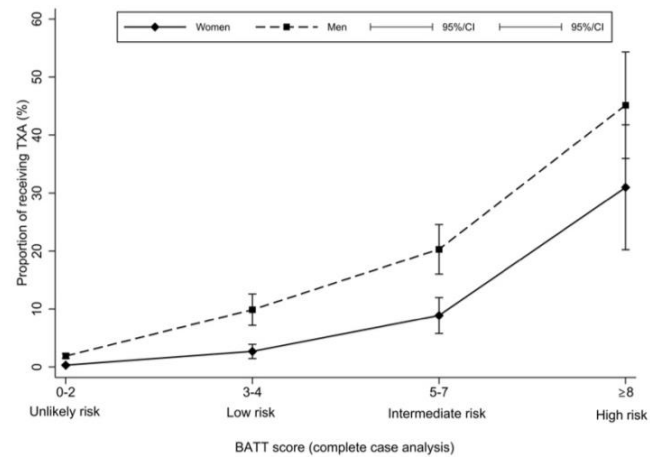
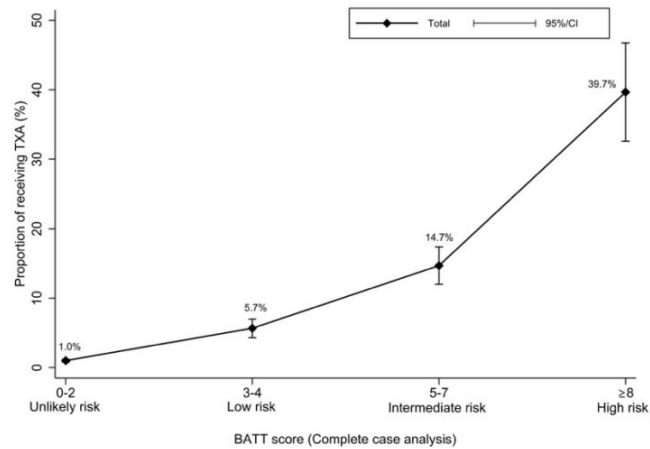
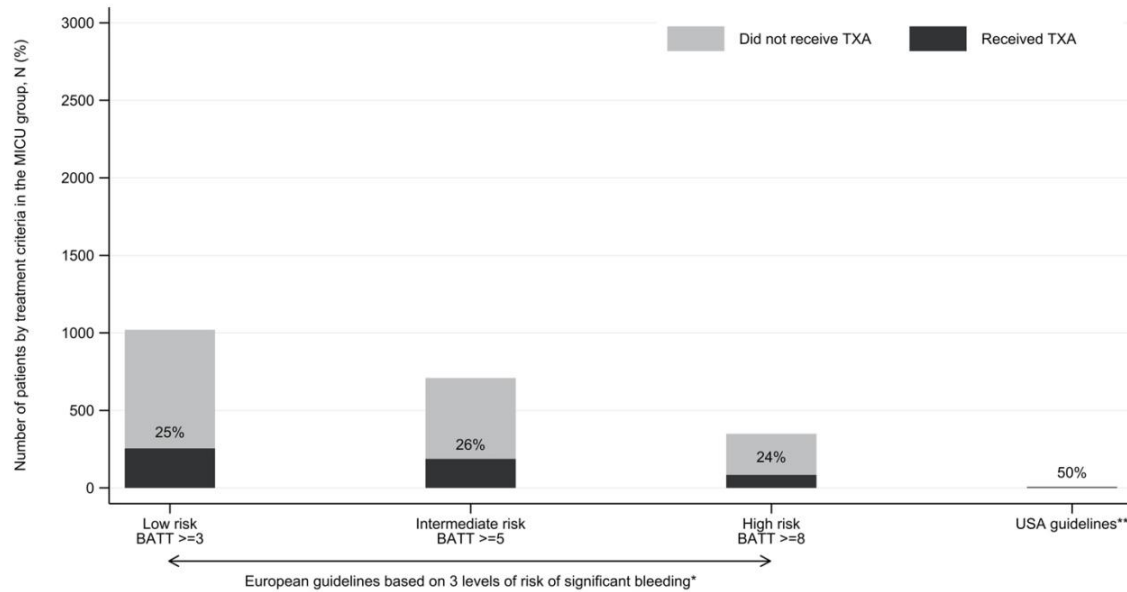


Supplementary material

Supplemental file 1: Complete case sensitivity analysis (i.e. without the multiple imputation) of the proportion of tranexamic acid administration according to the baseline risk of death from bleeding, sex and age, Vaud, Switzerland, 2018-2021



Supplemental file 2: Number and proportion of patient treated by tranexamic acid according to different treatment criteria in the mobile intensive care unit (MICU) group, Vaud, Switzerland, 2018-2021.



*Risk of significant bleeding estimated by the BATT score: Bleeding Audit and Triage for Trauma prognostic model

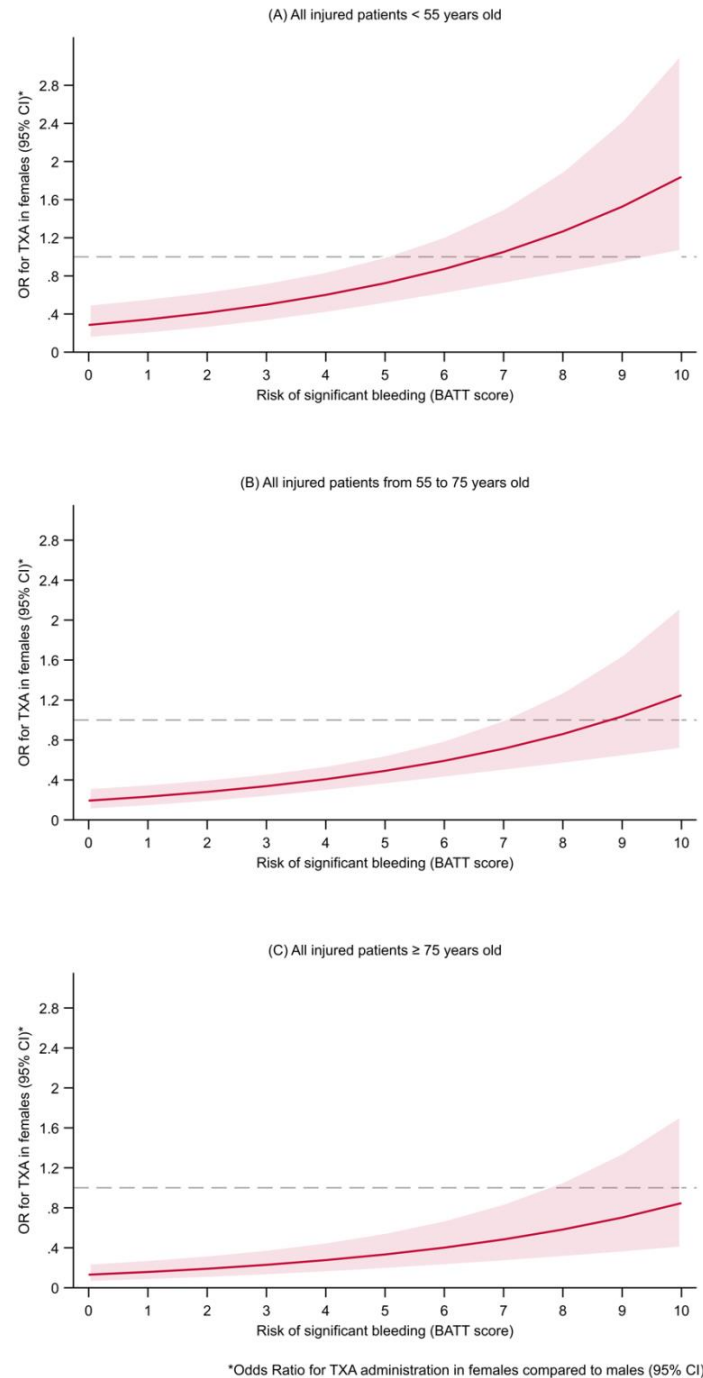
**USA guidelines: systolic blood pressure < 90mmHg and heart rate >120 bpm

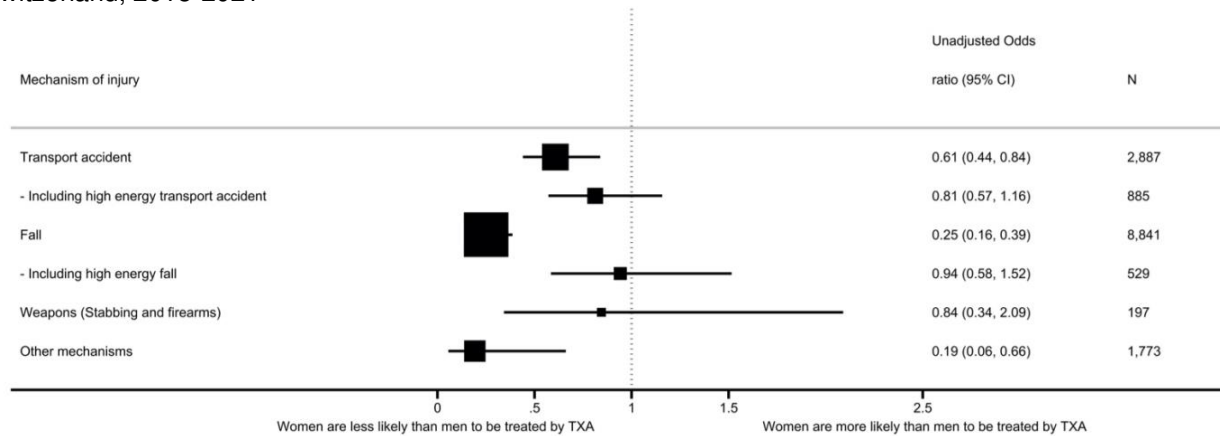
Supplemental file 3: Logistic regression model for tranexamic acid administration, Vaud, Switzerland, 2018-2021

	Odds ratio	95% CI	P value (Wald test)
Sex, female	0.75	0.58-0.99	0.042
BATT score*	2.02	1.54-2.64	<0.001
BATT score² (quadratic)	0.94	0.90-0.98	0.001
BATT score³ (cubic)	1.00	1.00-1.00	0.006
High energy trauma	16.01	11.02-23.38	<0.001
Penetrating trauma	7.21	4.39-11.86	<0.001
Age	1.05	1.02-1.09	0.001
Age² (quadratic)	0.99	0.99-0.99	<0.001
Interaction term			
Sex, female x BATT score	1.14	1.04-1.26	0.007
Sex, female x age	1.42	1.07-1.89	0.015
Sex, female x age²	-		0.009
Sex, female x age³	-		0.006
Sex, female x high energy	4.81	1.49-15.56	0.009
Age x high energy	1.03	1.02-1.05	<0.001

N=13 936, R²=0.40, auROC=0.95 (0.94-9.96)

*BATT score predicted the risk of death from bleeding and the risk of early death and included systolic blood pressure, respiratory rate, heart rate, Glasgow coma scale.

Supplemental file 4: Gender odds ratio for tranexamic acid treatment by risk of significant bleeding and age, Vaud, Switzerland, 2018-2021

Supplemental file 5: Probability of being treated by mechanisms of injury and sex, Vaud, Switzerland, 2018-2021**Supplemental file 6:** Distribution of injury mechanisms by sex, Vaud, Switzerland, 2018-2021

	Total (n=13 944)	Women (n=7660)	Men (n=6277)
Transport accident	2891 (21%)	1027 (13%)	1860 (30%)
Weapons	198 (1%)	44 (1%)	153 (2%)
Struck/crush	241 (2%)	49 (1%)	191 (3%)
Fall	8841 (63%)	5671 (74%)	3170 (51%)
Unknown	1773 (13%)	869 (11%)	903 (14%)

Supplemental file 7: Distribution of injury mechanisms by age, Vaud, Switzerland, 2018-2021

	Total (n=13 944)	< 40 years (n=2380)	40-54 years (n=1678)	55-74 years (n=2836)	≥ 75 years (n=7042)
Transport accident	2891 (21%)	1041 (44%)	659 (39%)	697 (25%)	490 (7%)
Weapons	198 (1%)	89 (4%)	47 (3%)	31 (1%)	30 (<0.5%)
Struck / crush	241 (2%)	149 (6%)	45 (3%)	23 (1%)	23 (<0.5%)
Fall	8841 (63%)	666 (28%)	633 (38%)	1713 (60%)	5829 (83%)
Unknown	1773 (13%)	435 (18%)	294 (18%)	372 (13%)	670 (10%)

Supplemental file 8: Gender odds ratio for the mobile intensive care unit (MICU) dispatched by age, Vaud, Switzerland, 2018-2021

